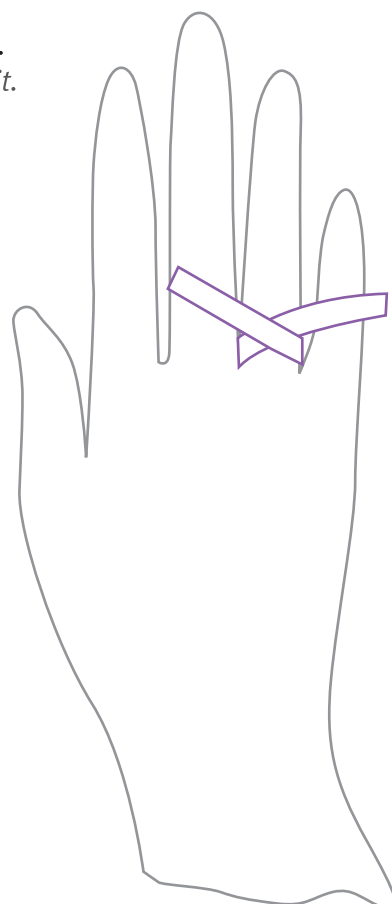


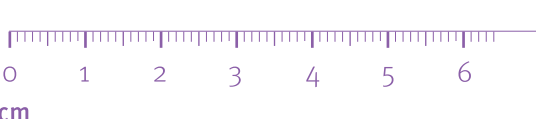

1. IZMJERITE OPSEG PRSTA MEASURE YOUR FINGER CIRCUMFERENCE

1. Izrežite tanju traku papira
Cut a thin strip of paper
2. Omotajte traku papira oko prsta na mjestu gdje želite da prsten sjedne.
Wrap the strip of paper around your finger where you want the ring to sit.
3. Olovkom označite točku gdje se krajevi spajaju
Mark the point where the ends meet with a pencil
4. Ravnalom izmjerite duljinu papira do mjesta koje ste označili.
Measure the length of the paper to the place you marked.
5. Odaberite veličinu koja je najbliža vašim mjerama.
Choose the size that is closest to your measurements.
6. Niže u tablici isčitajte vašu mjeru
Read your measurement below in the table



S trakicom papira izmjerite i označite opseg prsta na kojem želite nositi prsten

With the strip of paper, measure and mark the circumference of the finger where you want to wear the ring



Savjet: najbolje je mjeriti prst na normalnoj sobnoj temperaturi, popodne, navečer.

Tip: it is best to measure your finger at normal room temperature, in the afternoon, evening.

2. TABLICA S MJERAMA MEASUREMENT TABLE

Nakon što se trakicom izmjerili opseg prsta, u tablici pronađite svoju mjeru te nam javite oba broja, EU veličinu i Švicarsku veličinu.

After measuring the circumference of your finger with the tape, find your measurement in the table and tell us both numbers, EU size and Swiss size.

U ANII koristimo EU mjere za veličinu prstena. Ali prilažemo tablicu gdje možete isčitati i ekvivalentnu mjeru u Švicarskom sistemu mjerenja.

At ANII we use EU measurements for ring sizes. However, we have attached a table where you can also read the equivalent measurement in the Swiss measurement system.

Veličina prstena / Ring size EU	Veličina prstena / Ring size Švicarska / Swiss
47	7
48	8
49	9
50	10
51	11
52	12
53	13
54	14
55	15
56	16
57	17
58	18
59	19
60	20
61	21
62	22
63	23
64	24

3. MJERENJE KOD OBLIŽNJEG ZLATARA MEASUREMENT AT A LOCAL JEWELRY STORE

Možete navratiti i kod obližnjeg zlatara koji će vam točno izmjeriti prst te nam javite tu mjeru.

You can also visit a nearby jeweler who will accurately measure your finger and let us know the measurement.

Ako trebate dodatne savjete, pišite nam na info@anii.hr
Rado ćemo pomoći!

*If you need additional advice, write to us at info@anii.hr
We will be happy to help!*